

800 SERIES

PRECISION BELT DRILLS



820 HANDPUSH



The highly versatile 820 Handpush is designed for planting small areas and quantities of seed at a time. The large diameter rear cage wheel and ergonomic handles makes it easy to push. The four speed pulley drive gives four seed spacings per seed belt.

New lightweight alloy design only 26kgs + additional pully to give wider seed spacing range for each belt

- [1] 4 SPEED PULLEY DRIVE
- [2] 5MM DEPTH ADJUSTMENT INCREMENTS VIA COULTER STEM BETWEEN 0-50MM
- [3] DRIVEN BY LARGE DIAMETER REAR CAGE WHEEL
- [4] ADJUSTABLE HEIGHT HANDLEBARS
- [5] 4 LITRE SEED HOPPER
- [6] ADDITIONAL PULLEY
- [7] CARRYING HANDLE




840 BELT DRILL

 840

The 840 is designed to fit behind compact and small tractors or ATVs. An ideal machine for the smaller grower or market gardener drive comes from the large diameter rear cage wheel. The four speed pulley drive gives four seed spacings per seed belt.

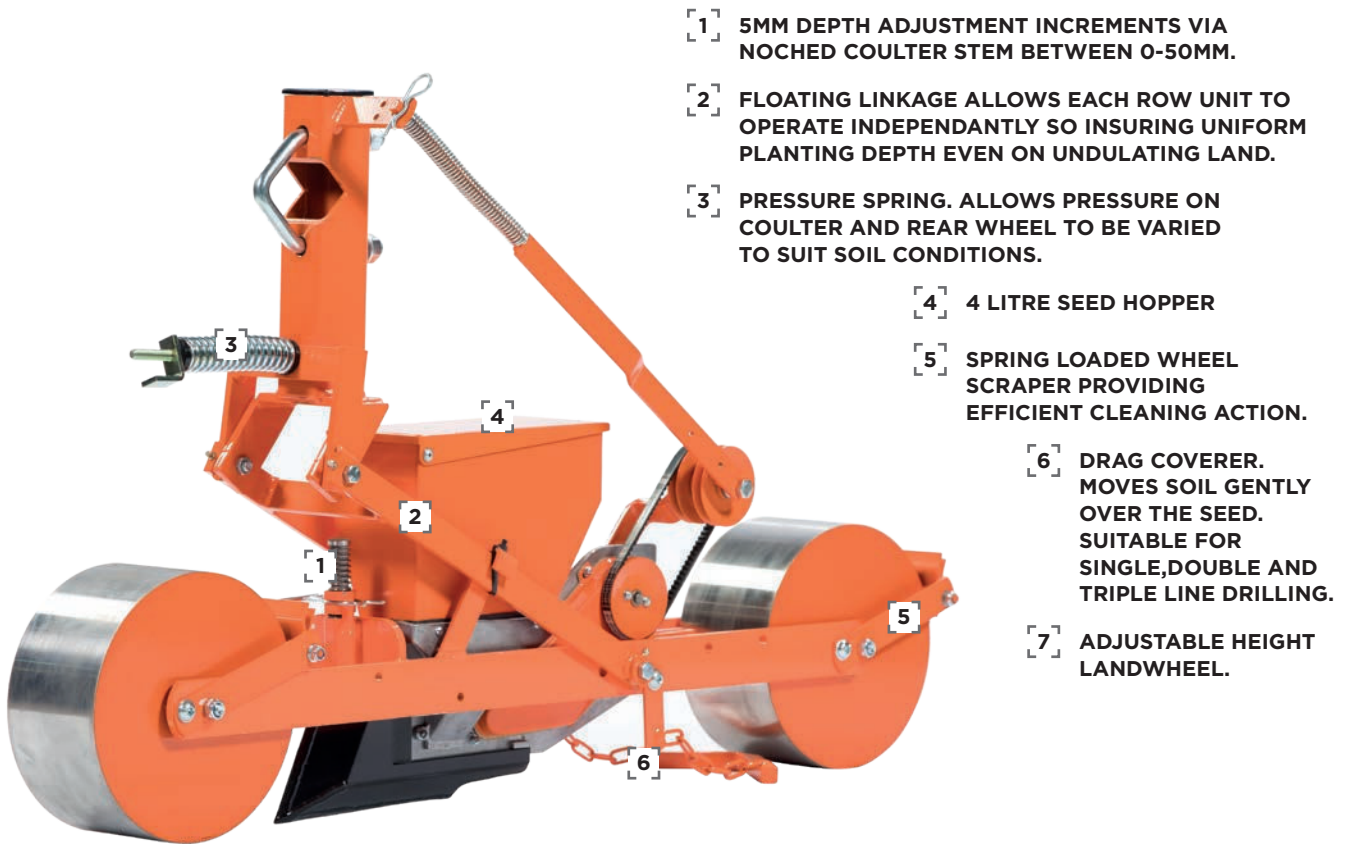
- [1] 4 SPEED PULLEY DRIVE
- [2] 5MM DEPTH ADJUSTMENT INCREMENTS VIA COULTER STEM BETWEEN 0-50MM
- [3] DRIVEN BY LARGE DIAMETER REAR CAGE WHEEL
- [4] LIGHTWEIGHT DESIGN FOR USE WITH SMALLEST TRACTORS OR ATVS
- [5] FLOATING LINKAGE
- [6] ADJUSTABLE REAR WHEEL PRESSURE VIA SPRING
- [7] 4 LITRE SEED HOPPER
- [8] WHEEL SCRAPERS



870 BELT DRILL



Used all over the world is the market leading belt planter. With 7 speed pulley drive or 12 speed chain drive adjustable height landwheels, the 870 can work on the flat or on bed setups. Available from 2 rows up to 18 rows and capable of multiline planting, the 870 is robust, scalable and adaptable for a staggering range of seed types.



Just some of the seeds you can handle are listed below:

- Asparagus
- Beans
- Broccoli
- Brussels
- Cabbage
- Carrot
- Cauliflower
- Chicory
- Choy Sum
- Coriander
- Cucumber
- Fodder Beet
- Kale
- Leek
- Lettuce
- Mustard
- Onions
- Parsley
- Parsnip
- Peas
- Pepper
- Radish
- Red Beet
- Spinach
- Sugar Beet
- Swede
- Sweet Corn
- Tomato
- Turnip

BELT METERING UNIT

Stanhay's belt metering units are lightweight, simple and extremely versatile and will give outstanding results will all pelleted and coated seeds. They will also handle many natural seeds too. The unique rubber belt system is extremely gentle on seed and features the lowest seed drop of any precision drill available. From a pedestrian operated unit to large tractor mounted machines our drills can suit both the small and large grower.

The metering unit can be fitted into three different chassis types to suit a range of grower requirements:



Single line




Double line



Triple line




The metering unit accurately places seed in the ground with the minimum of damage as every moving part is rubber covered. Seeds in the hopper fall past the choke **A** which regulates the quantity of seed in the chamber. The seed belt **B** is rotated clockwise by the drive wheel **C** while the repeller wheel **D** rotates anticlockwise to remove excess seed away from the holes in the belt only allowing the required amount to drop through at the end of the spring base **E**. The seed drop into the bottom of the furrow is only 25mm minimising bounce or roll of the seeds.









By fitting the right combination of coulter, choke, base and seed belt punched with the correct size and number of holes in single, double or triple lines you can plant a wide variety of seed types at any spacing or pattern. Swapping these items to switch between seed types can all be done without the need for tools.

800 SERIES OPTIONS



WHEEL OPTIONS	Description	Width (mm)	
Large Diameter Cage	Handpush and 840 rear drive only.	80mm	
Stainless with Scraper	Recommended for general purpose drilling work. Leaves a flat surface behind the drill. Plastic scraper kit included.	120mm	
Cage with Scraper	For use on soil prone to capping. Leaves a broken surface on the seed bed. Rubber scraper kit included.	120mm	

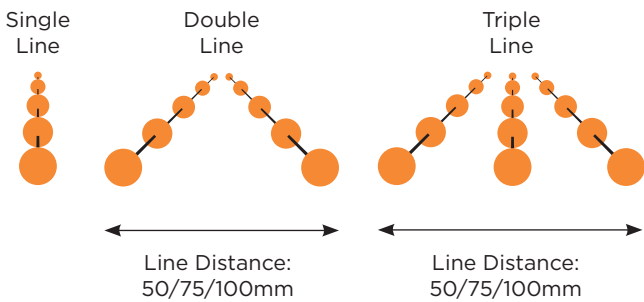
COULTERS	Description	Width (mm)	
General Purpose Single Line	Recommended for general purpose work.		
Universal Multi Line	Replaceable cast base. Recommended for fine, cloddy or stony seedbeds.	2 Line: 50/75/100mm 3 Line: 50/75/100mm	
Non Stick Ski Coulters (Plastic)	Replaceable polymer base with replaceable polymer rib. Polymer rib is best suited to sticky and/or trashy non-abrasive soils. Ribs are 20mm deep as standard but up to two optional 6mm packing ribs can be fitted to increase seeding depth.	2 Line: 75/100mm 3 Line: 75/100mm	

COVERERS	Description	
Drag Coverer	Moves soil gently over the seed. Suitable for single, double and triple line drilling.	
Single Arm Coverer	As above for use in heavier soil conditions	
Double Arm Coverer	As above for heavy soil conditions.	

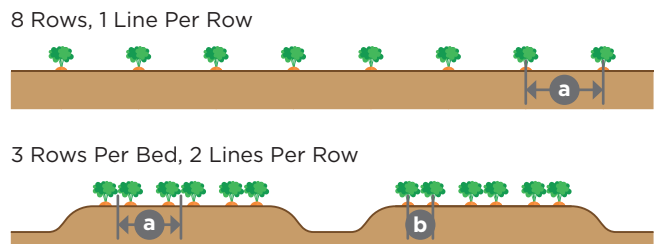
PLANTING LAYOUTS & KEY TERMINOLOGY

The machines can be specified for any number of different types of planting either in flat field conditions or on ridges and beds. Each row can be specified to achieve a wide variety of different planting patterns.

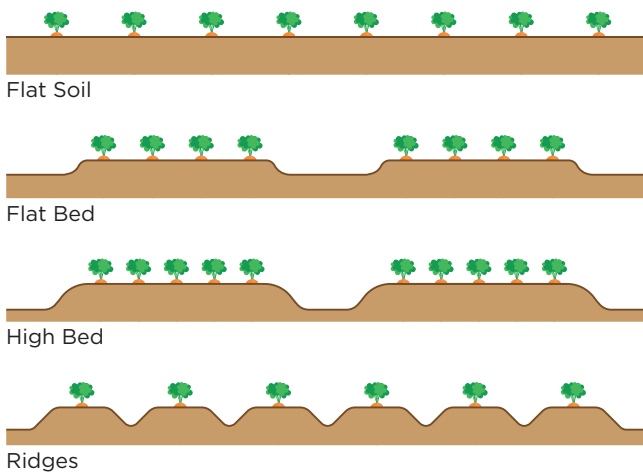
ROW UNIT POSSIBILITIES



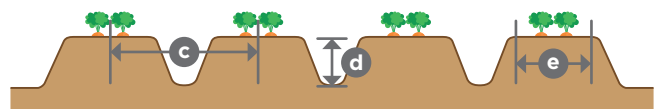
NUMBER OF ROWS / NUMBER OF LINES



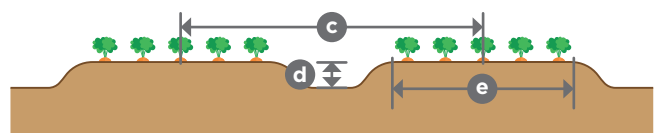
MACHINE LAYOUT POSSIBILITIES



RIDGE DIMENSIONS

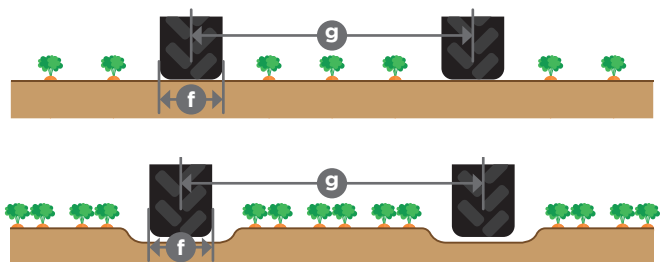


BED DIMENSIONS



WHEEL TRACK / WIDTH

The wheel units can be adjusted in height to enable planting on flat ground or on beds/ridges.



PLEASE NOTE: Minimum row width is determined by the wheel options chosen.

KEY

- a** Row Distance
- b** Line Distance
- c** Bed/Ridge Distance
- d** Bed/Ridge Height
- e** Bed/Ridge Top Width
- f** Tyre Width
- g** Track Width



TECHNICAL SPEC

800 SERIES

	820 HANDPUSH	840	870
PLANTER TYPE	Belt	Belt	Belt
SEED TYPE	Natural + Pelleted	Natural + Pelleted	Natural + Pelleted
MULTILINE CAPACITY	1-3 Line	1-3 Line	1-3 Line
HOPPER CAPACITY	4L	4L	4L
TOOLBAR	None	60mm Diamond	60mm Diamond
MINIMUM SEED SPACING	10mm	10mm	10mm
MIN/MAX SEED SIZE	1-15mm	1-15mm	1-15mm
MIN/MAX NUMBER OF ROWS PER MACHINE	1	1-5	2-18+
MINIMUM ROW SPACING	N/A	200mm	200mm
MINIMUM LINE SPACING	25mm	25mm	25mm
APPROX ROW UNIT WEIGHT	26Kg	34Kg	35Kg
ROW UNIT LENGTH	1130mm (excluding handles)	1130mm	1100mm
DEPTH CONTROL	Incremental 5mm Steps	Incremental 5mm Steps	Incremental 5mm Steps
COVERER OPTIONS	Drag	Drag	Drag
WHEEL OPTIONS	Stainless / Cage	Stainless / Cage	Stainless / Cage
SEED PRESS WHEELS AVAILABLE	NO	NO	NO
ROW UNIT DOWN FORCE ADJUSTMENT	NO	NO	NO
REAR WHEEL DOWN FORCE ADJUSTMENT	NO	YES	YES
DRIVE SYSTEM	Unit Rear Wheel	Unit Rear Wheel	7 Speed Pulley Drive / 12 Speed Chaindrive
TRACTOR REQUIREMENT	None - Pedestrian Operated	Compact Tractor / Tractor	Compact Tractor / Tractor
LINKAGE CATEGORY	None	CAT 1	CAT 1/2

BELT PUNCH

For the larger grower using many belts Stanhay has available a custom-built belt punch machine which gives accurate results in one, two and three line punching. Punches and dies are sold separately.

